




Electric Bolt Lock

AL-100

Description


Parameters

	Concealed installation	Working Voltage	DC12V input
	Power-on to lock, magnetic induction	Working Current	350mA
	Single Current	Holding Force	1000kg
	Operating temperature: +20 degrees Celsius	Weight	0.72kg
	Door status signal NC output	Size	200*35*38mm

AL-300

Description


Parameters

	Concealed installation	Working Voltage	DC12V input
	Power-on to lock, magnetic induction with lock status led	Working Current	650mA/250mA
	Double current, delay feature 0/3/6/9 seconds	Holding Force	1000kg
	Operating temperature: +15 degrees Celsius	Weight	0.77kg
	Door status signal NC output	Size	200*35*38mm
	All kinds of doors with frame and 90/180 degree opening doors		

AL-200 PZ (UpperClip)

Description


Parameters

	Electric bolt bracket in frameless glass door	Weight	0.32kg	
	For installation of big magnetic plate in electric bolt	Size	100*62*48mm	
	For installation of the big magnetic plate in electric bolt			
	8-12mm thick frameless glass doors			

AL-100 PF

Description

Parameters

	Electric bolt bracket in frameless glass door	Weight	0.32kg
	For installation of the small magnetic plate in electric bolt	Size	100*62*48mm
	8-12mm thick frameless glass doors		